



Smartify Trading

FREEDOM MADE EASY, TRADING MADE SMART

www.smartifytrading.com

The Future is Now:



- ▶ Take control of your financial growth with Smartify Trading.

No longer do you need to entrust your hard-earned money to traditional investment companies. With our cutting-edge investment solutions software, you remain in charge every step of the way.

- ▶ At Smartify Trading, we empower individuals with tools driven by tangible results, offering transparency and performance you can see and believe. Our technology brings clarity, efficiency, and independence to the investment process, ensuring you're always in the driver's seat.
- ▶ The future of smart investing is here. With Smartify Trading, it's time to grow your money on your terms.



“The way to
get started is to
quit talking and
begin doing.”

Walt Disney



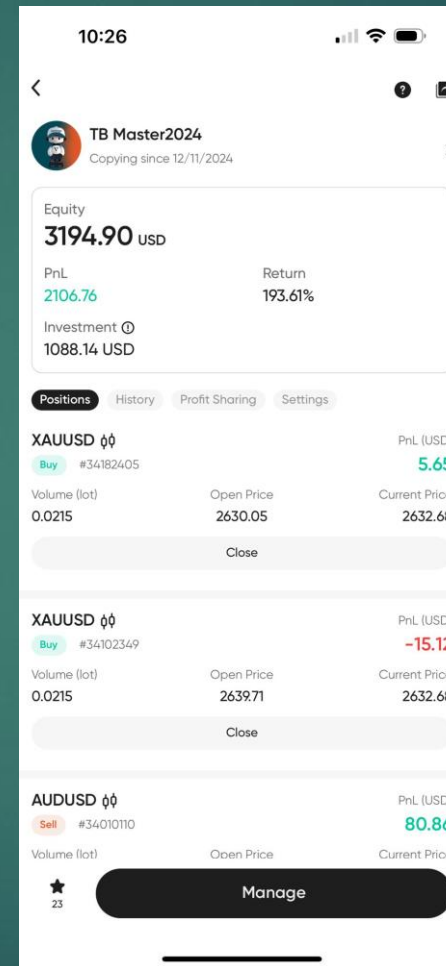
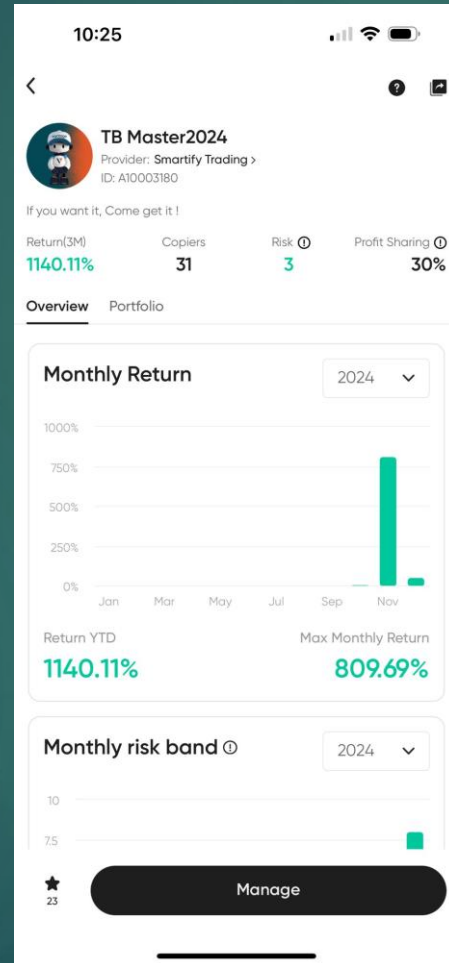
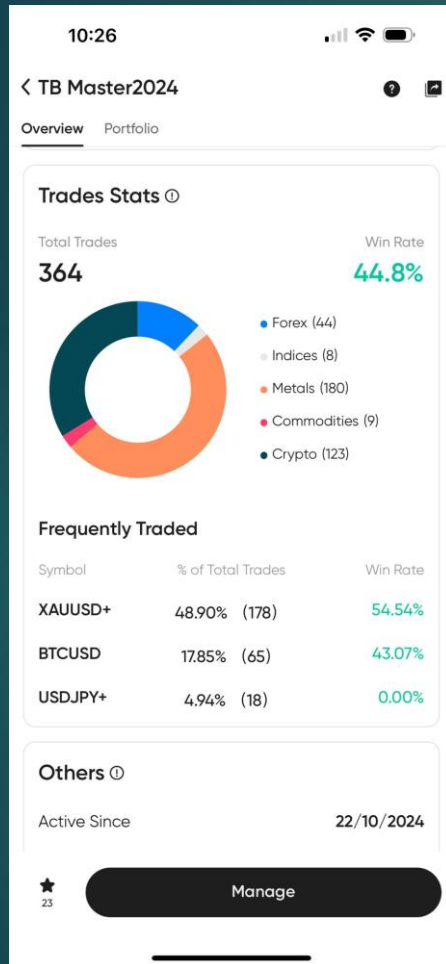
NEEDED

- ▶ Driver's license (is enough **if you have a credit card**)
- ▶ Passport or Identity card/permit (**if you do not have a credit card**)
- ▶ POA (Proof Of Address) pdf file (best to use a bank statement)

IMPORTANT

- ▶ Double check the email you will register and use (correct email address)
- ▶ Save your password (you will need this several times)
- ▶ Change your bank or credit card payment limit to fit your investment amount (takes about 4 hours depending on your bank)

SEEING IS BELIEVING



- ▶ **STRENGTHS:**
- ▶ 10% return expectation per month
- ▶ Current crypto market is booming \$\$\$
- ▶ Total transparency of all trades being made
- ▶ Diversified trades for risk mitigation
- ▶ Everything is automated
- ▶ Start and Stop when you want
- ▶ You stay 100% in control of your money
- ▶ Layback and relax
- ▶ We keep it "Simple"

Step 1A: Create Account



- ▶ Go to this link on your browser:

<https://smartifytrading.info/>


- ▶ Or scan this QR code:



**VERY IMPORTANT: ALLOW COOKIES
WHEN YOU SEE THE WEBSITE !**

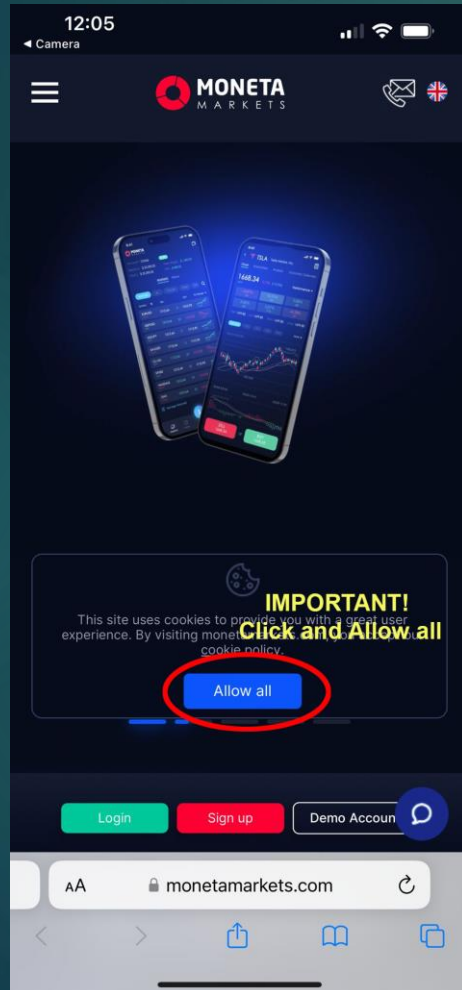
If you do not do this, you will not be visible in our management overview and your copy trade request will be denied!

Step 1B: Account Sign Up



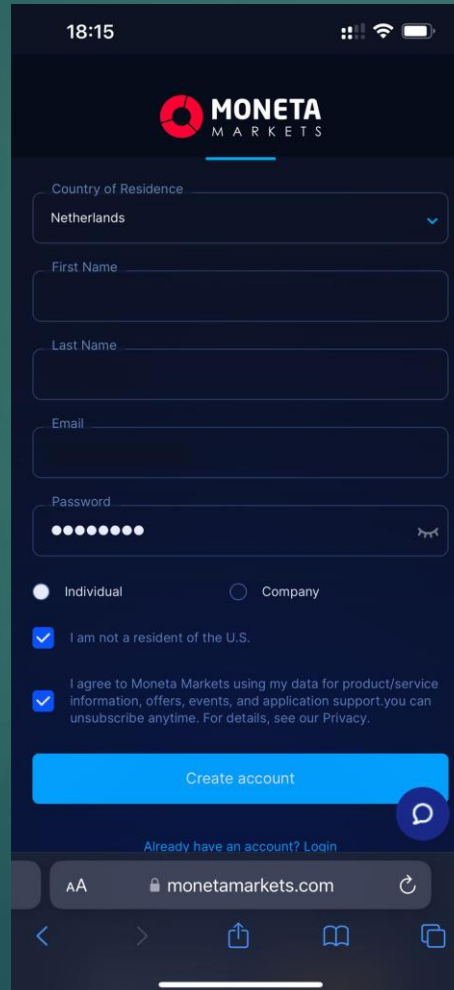
Click "Allow all" button and Sign up

VERY IMPORTANT: ALLOW THE cookies.

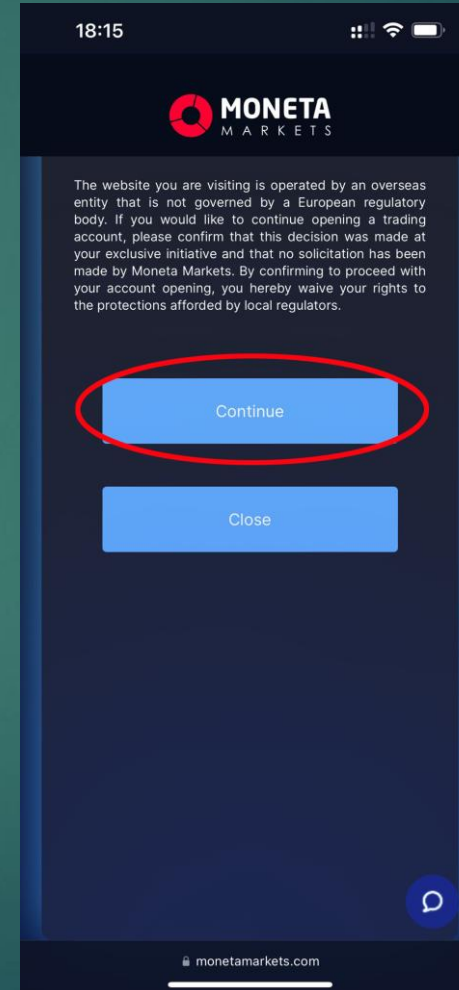


Sign up


IMPORTANT: Write down your PASSWORD



Select "Continue"



Step 1C: Account Sign Up Details



Accept the cookies: "Allow All"

18:16

Personal Details

* First Name * Last Name

Samuel Kong A Sam

* Gender

Male Female

We Value Your Privacy SETTINGS

NextRoll, Inc. ("NextRoll") and our 20 advertising partners use cookies and similar technologies on this site and use personal data (e.g., your IP address). If you consent, the cookies, device identifiers, or other information can be stored or accessed on your device for the purposes described below. You can click "Allow All" or "Decline All" or click Settings above to customise your consent regarding the purposes and features for which your personal data will be processed and/or the partners with whom you will share personal data.

NextRoll and our advertising partners process personal data to: • Store and/or access information on a device; • Create a personalised content profile; • Select personalised content; • Personalised advertising, advertising measurement, audience research and services development; • Services development. For some of the purposes above, our advertising partners: • Use precise geolocation data. Some of our partners rely on their legitimate business interests to process personal data. View our advertising partners if you wish to provide or deny consent for specific partners, review the purposes each partner believes they have a legitimate interest for, and object to such processing.

If you select Decline All, you will still be able to view content on this site and you will still receive advertising, but the advertising will not be tailored for you. You may change your setting whenever you see the on this site.

DECLINE ALL ALLOW ALL

nyaccount.monetamarkets.com

Fill in your personal details. Exact like on your ID. (Passport, Drivers license).

18:18

Live Account Status Platform

Personal Details

* Gender

Male Female

* Date Of Birth

31

* Phone Number

Country of main residency

Netherlands

* Nationality

Dutch

nyaccount.monetamarkets.com

Select "MetaTrade 4", "Direct" and "USD"

18:22

Account Configuration

MetaTrader 4

* 2. Choose Account Type

DIRECT STP PRIME ECN

* 3. Choose Account Currency

USD GBP CAD

EUR SGD NZD

HKD JPY BRL

I have read and agreed to the Terms and Conditions

Back Next

nyaccount.monetamarkets.com

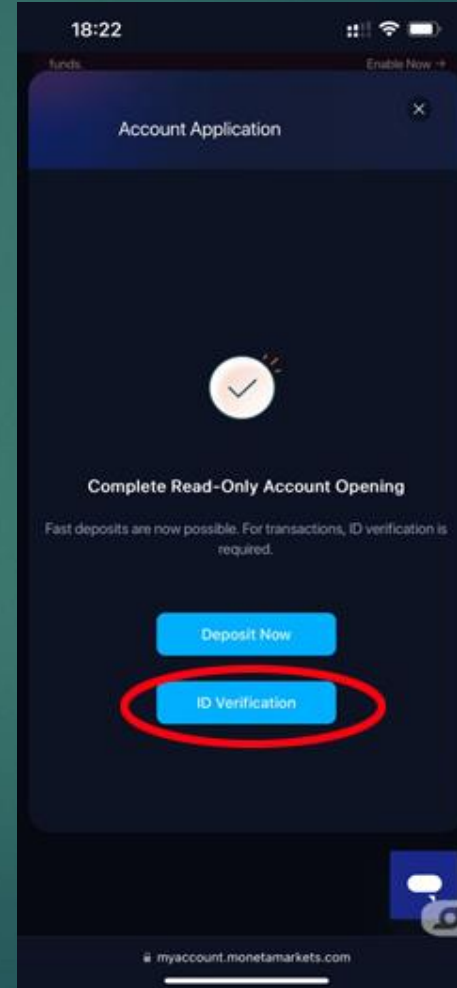
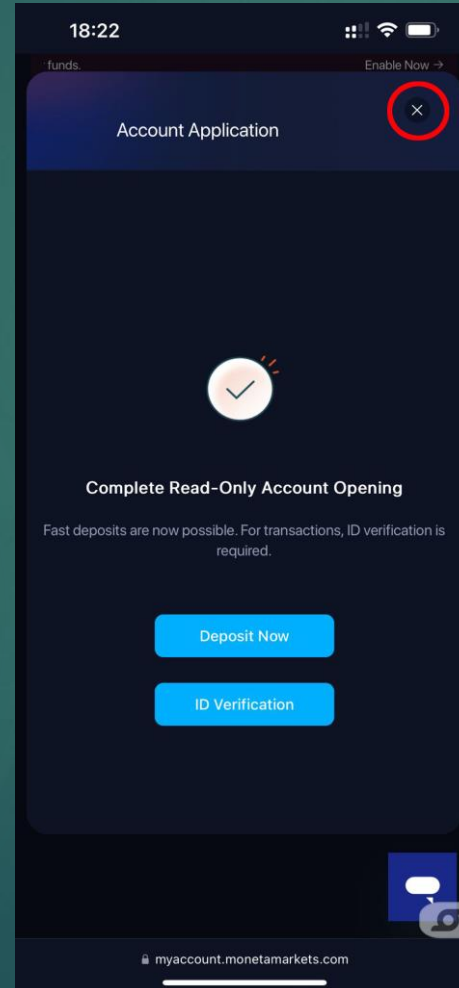
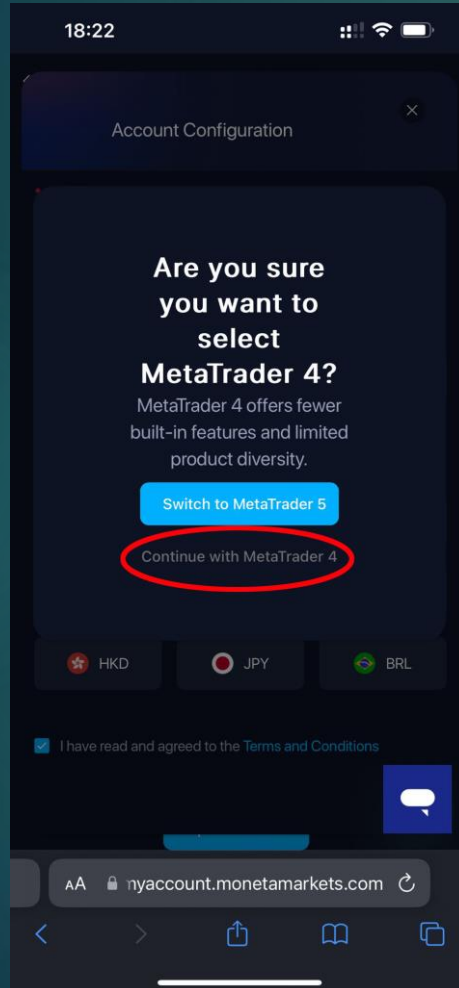
Step 1D: Account Sign Up Trader



Select: "Continue with MetaTrader 4"

Account creation through your browser is done. Go to next step "ID Verification"

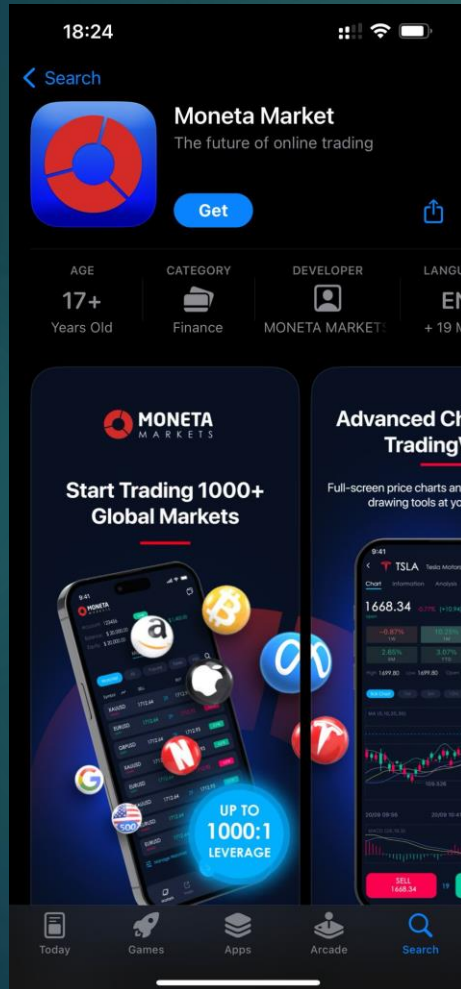
Click on ID Verification and upload your ID photos as requested.



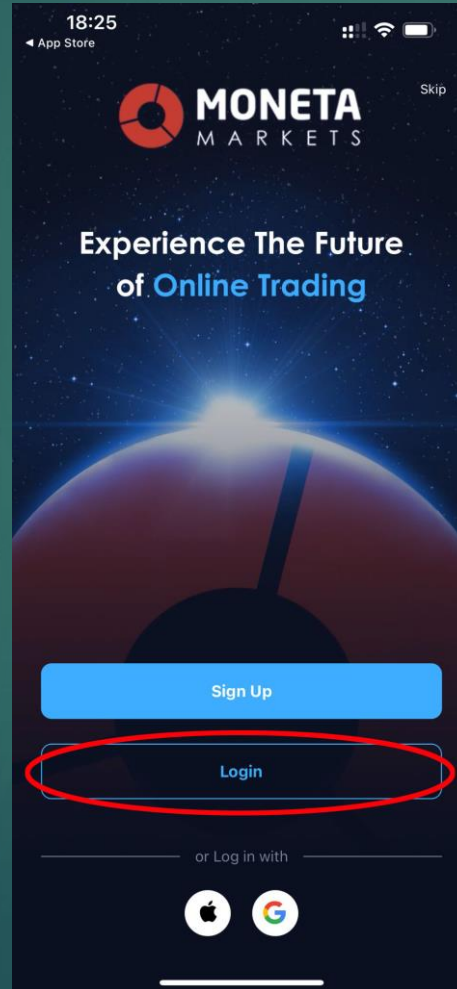
Step 2A: Install Trading App



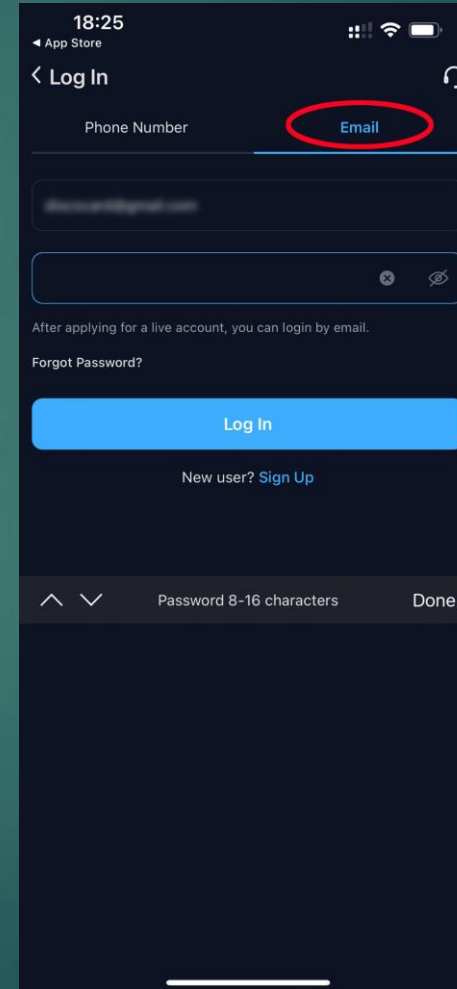
Go to the Play Store or App Store on your phone, find the Moneta Market app and install it.



Login on the app with the account you created on your browser.



Login with the Email option



Step 2B: Trading App Verification



Select your country code, fill in your mobile number. Send OTP. You will receive a "code". Fill in the code finish the login.

18:26
App Store
Verify Phone Number
Hi, [redacted]
After verifying your phone number, you can log in using either your phone number or email.
+31 [redacted]
Send OTP via SMS
Phone Number Done
1 2 3
4 5 6
7 8 9
0


If you did not do the verification yet during account creation, Start your Verification process. Select upload.

18:26
App Store
Hi
ID Verification Required
Upload your ID to proceed
Upload
Live Account
Live 4126989 4126989 (Read-Only) >
0.00 USD
Demo Account
Demo Trading Account
Free \$100K credits
Sign Up
New Live Account

Fill on all required information. Select the ID you want to use and have with you and enter the ID number.

18:30
Lv2. ID Authentication
Complete a few steps to open an account and deposit money
ID Information ID Photo
First Name*
Last Name*
The name need to be consistent with the ID, not abbreviated
Nationality*
Dutch
ID Type*
National ID Card
The ID photo must contain the ID card full name and ID number
ID Serial Number*
Next

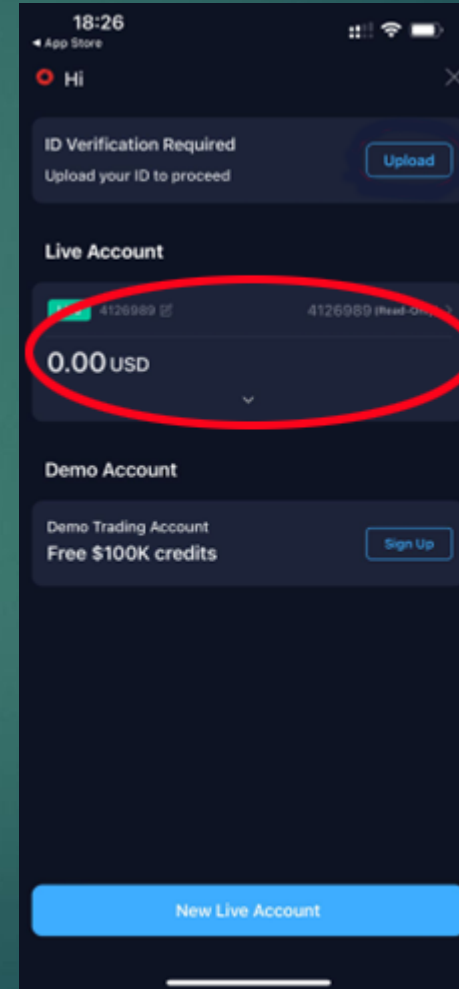
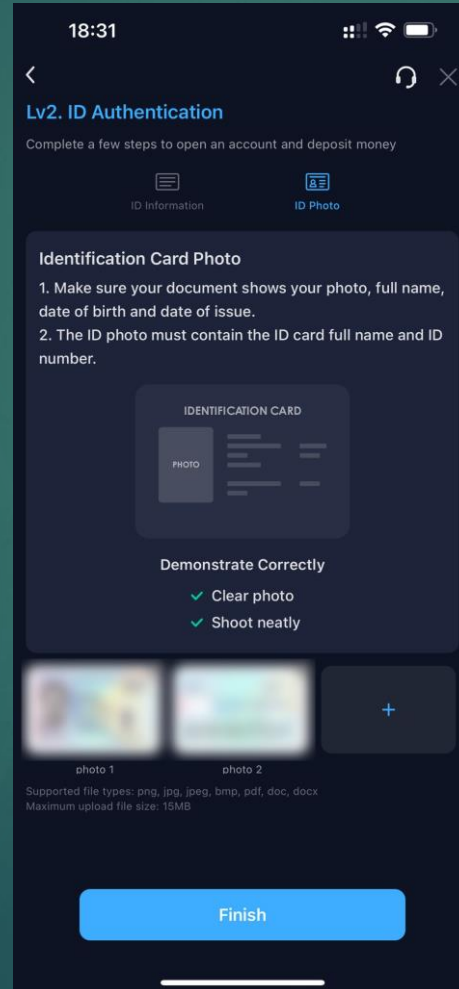
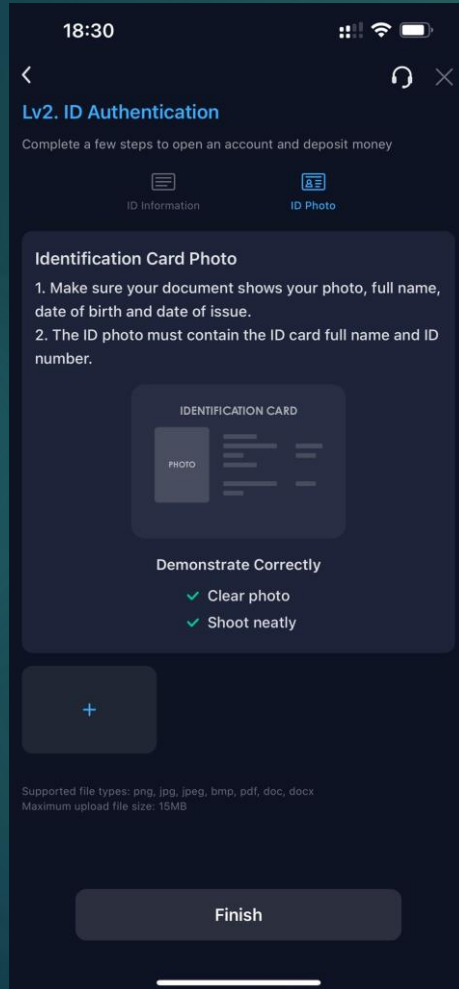
Step 2B: Trading App Verification



Upload your ID. You can take a picture with your phone. Make sure all required info is on your ID.

If you use an ID card or Driver's license. Make sure you upload the front and also the back of the card.

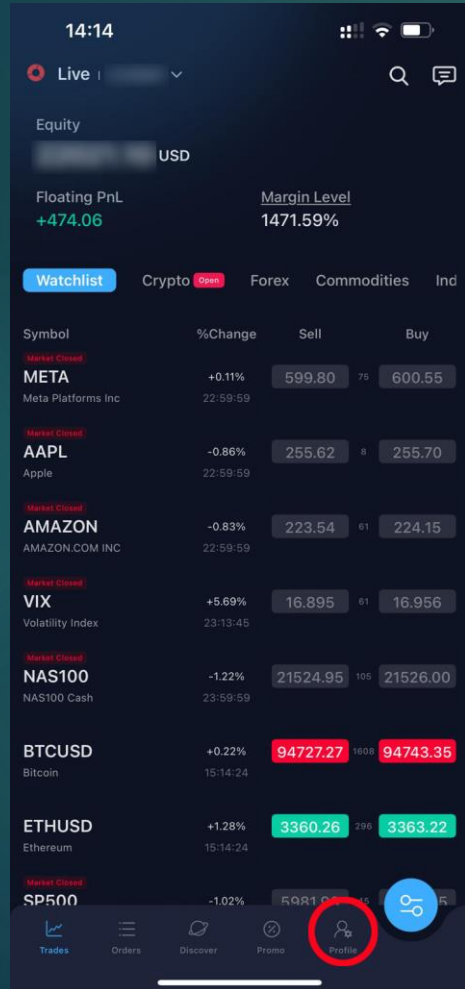
If you have finished your verification, go to your "Live Account" by clicking on the live account area.



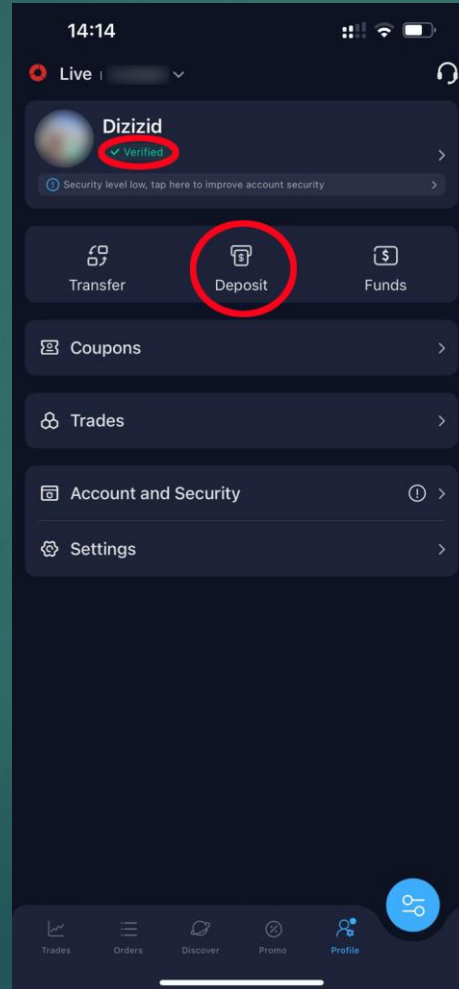
Step 3A: Account Funding



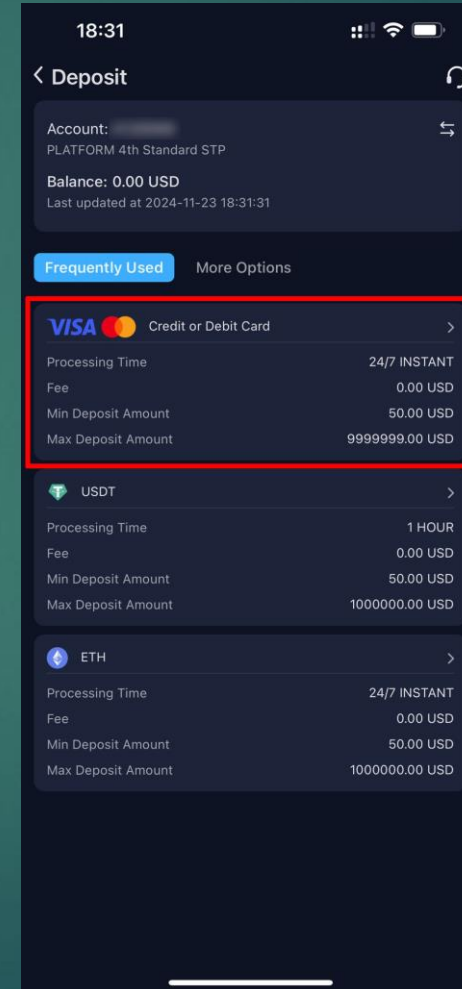
Click on your profile. Bottom right area.




You can see that your account status is verified. If correct click on "Deposit"



You can start with making your first deposit. Using a credit card is the easiest. **Minimum deposit 1 100 USD**



Step 3B: Credit Card Funding



Enter the funding amount in USD.

03:57 5G

< Deposit

Account: PLATFORM 4th Standard STP

Deposit Amount

1100 USD

Payment Method

VISA Credit or Debit Card

Coupons

Apply coupon

Deposit 1100.00 USD

Coupons 0.00 USD

Actual Payment Amount 1100 USD

0.00 Done

1 2 3
4 5 6
7 8 9
, 0

Enter your Credit Card information.

03:59 5G

× Credit or Debit Card

Credit and Debit cards

ZIP CODE *

CARD NUMBER *

EXPIRY DATE * CVC *

Save the card for next purchases

AMOUNT

VISA \$1,100.00

Deposit

Done

If you have "Two Factor Authentication" active for your credit card, you need to approve the transaction in your banking app.

03:59 5G

Bankieren Er staat een opdracht klaar om te bevestigen. now

SECURE CHECKOUT

ING ID Check

Confirm with your mobile

You are paying 1,100.00 USD using the card ending with

Open the Mobile Banking App. There you will find your order. Confirm your payment and click continue.

Continue

Why confirm with Mobile Banking App

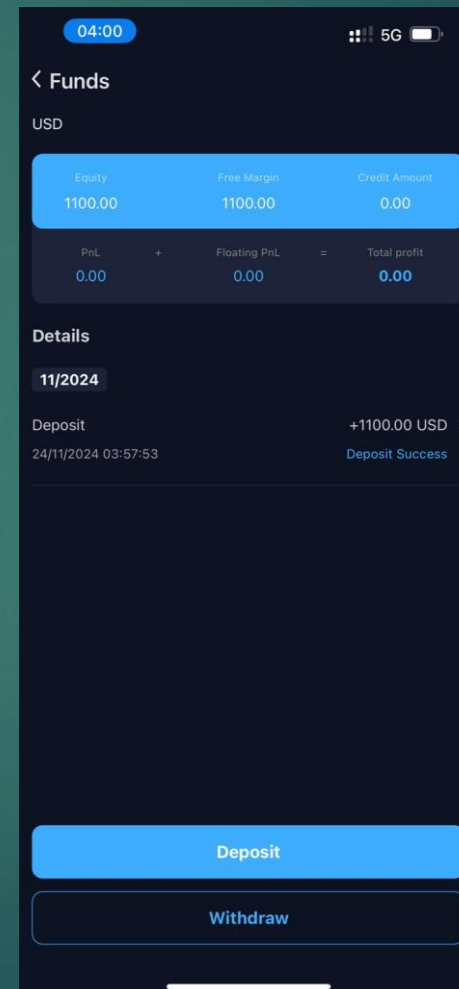
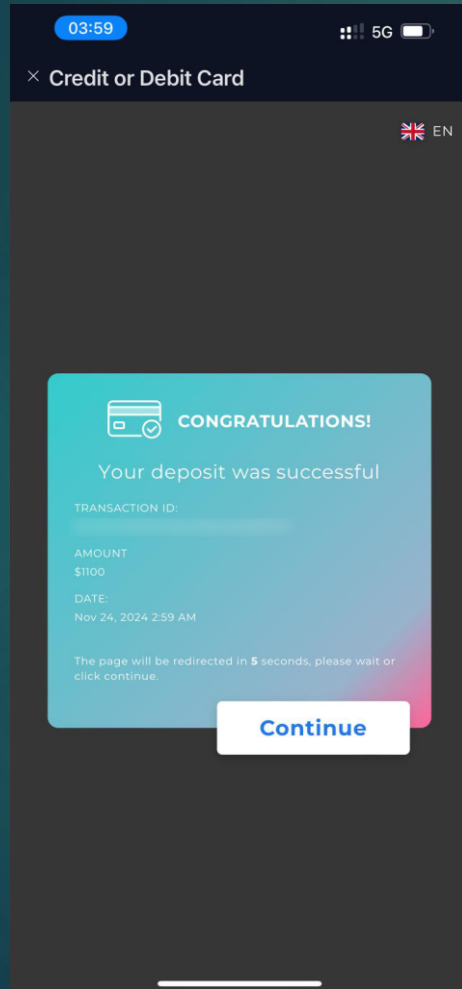
Step 3C: Funding Confirmation



You will see a confirmation message if your transaction was successful.

Usually with a credit card payment your funds will be visible within a few minutes.

Your trading account has been funded.



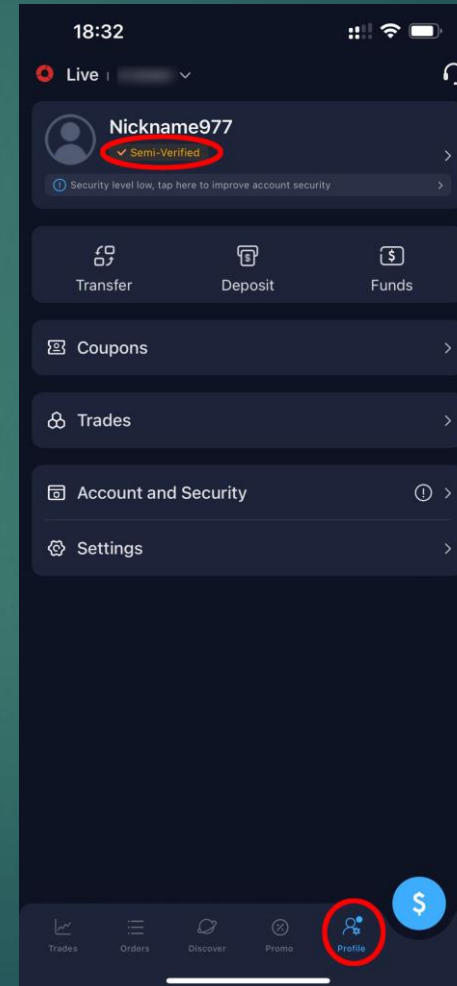
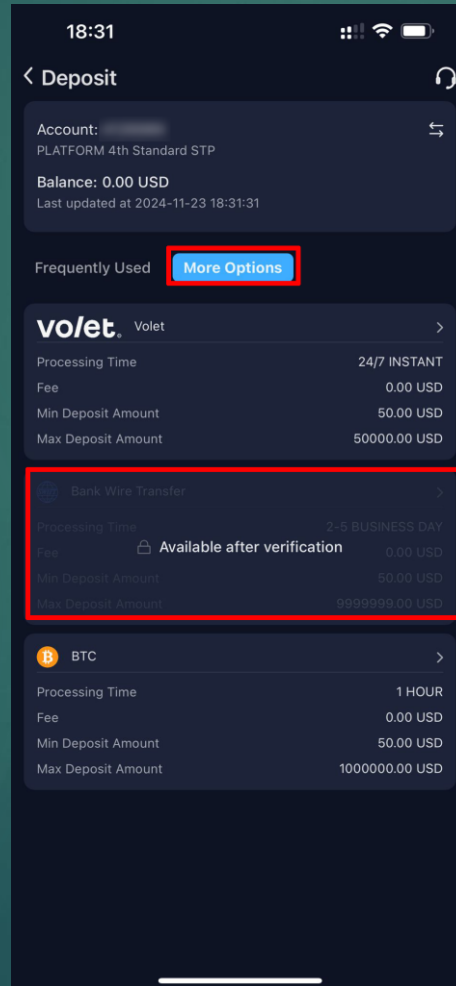
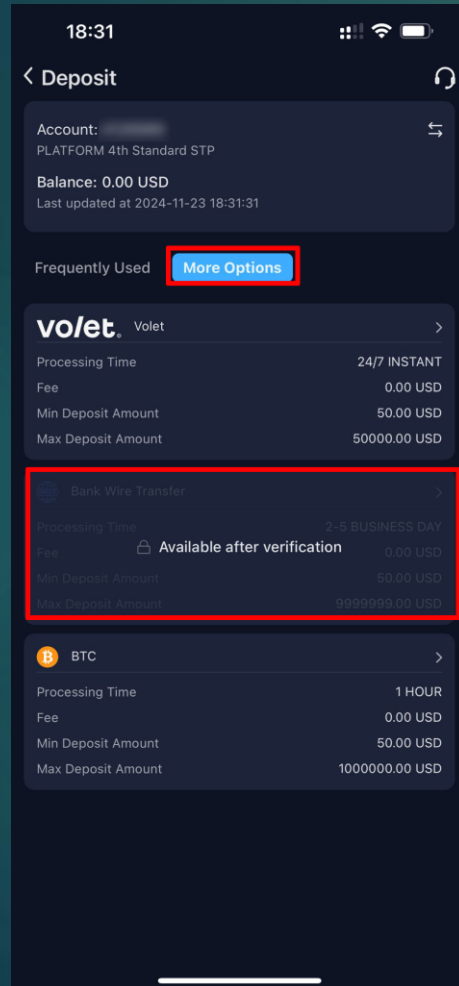
Step 3D: Other Funding Options



Deposit by bank transfer or other payments is also possible. But this is not instant and can take a few days. You will miss a few days of trading if you use these options.

IMPORTANT: We do advise you to do the bank transfer verification. This is needed in the future when you want to withdraw money to your bank account.

If you go to your Profile in the app and click on your verification status. You can check all your verification statuses.



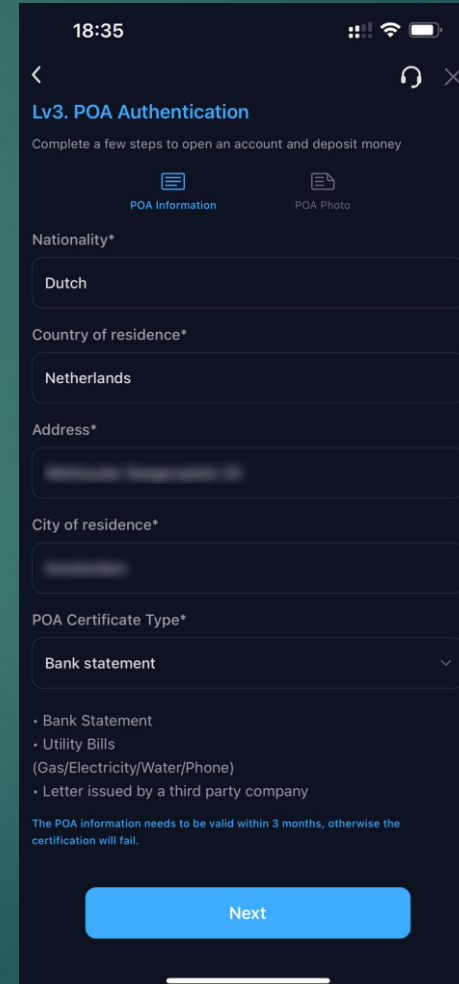
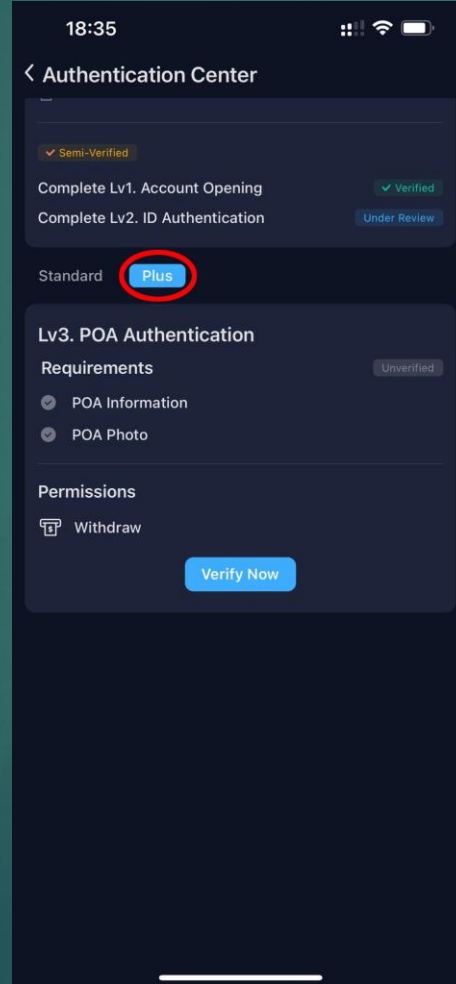
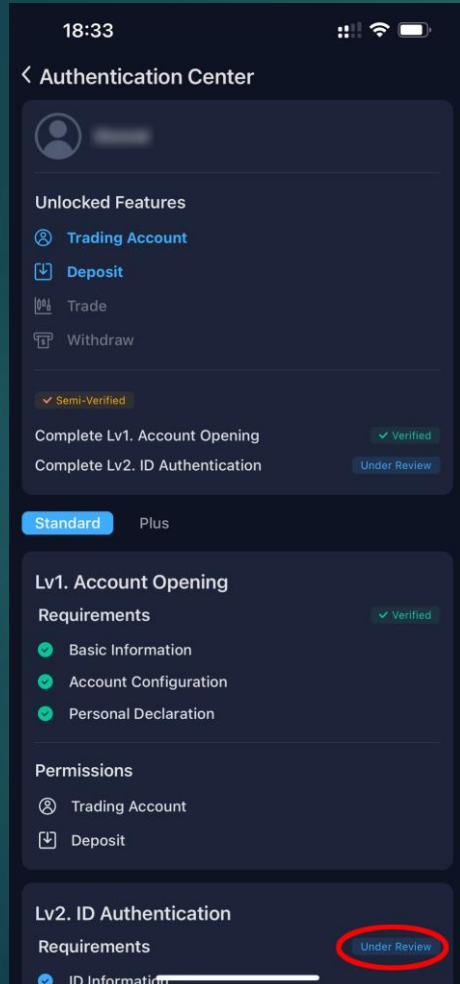
Step 3E: Check Verifications



Check all your verifications and finish the ones that are not done yet.

Don't forgot the Plus tab, with the "Proof Of Address verification". This is needed to withdraw your money.

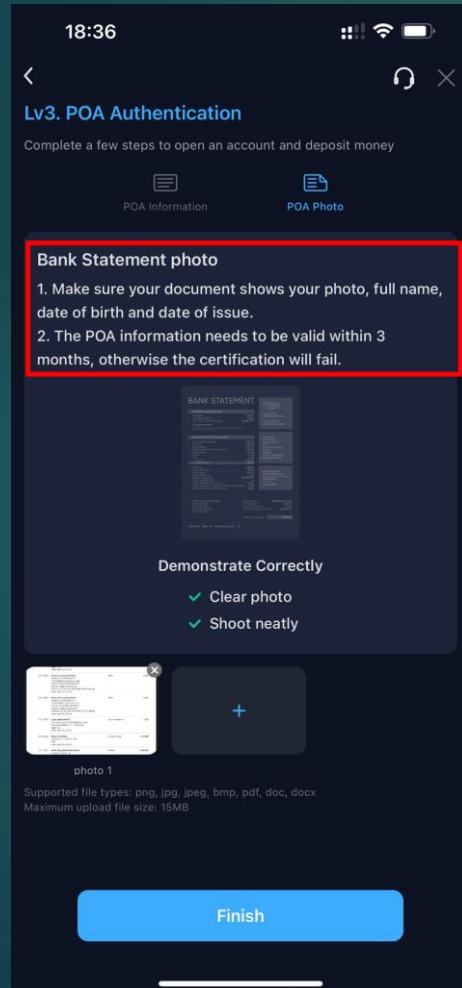
When you do you Proof Of Address verification. It's better to use a PDF document as proof. For instance, bank statement.



Step 3E: Check Verifications



As long as you use a pdf with your name and address on it. The verification will be ok. Less than 3 months old.



Step 4A: Activate Your Cashback

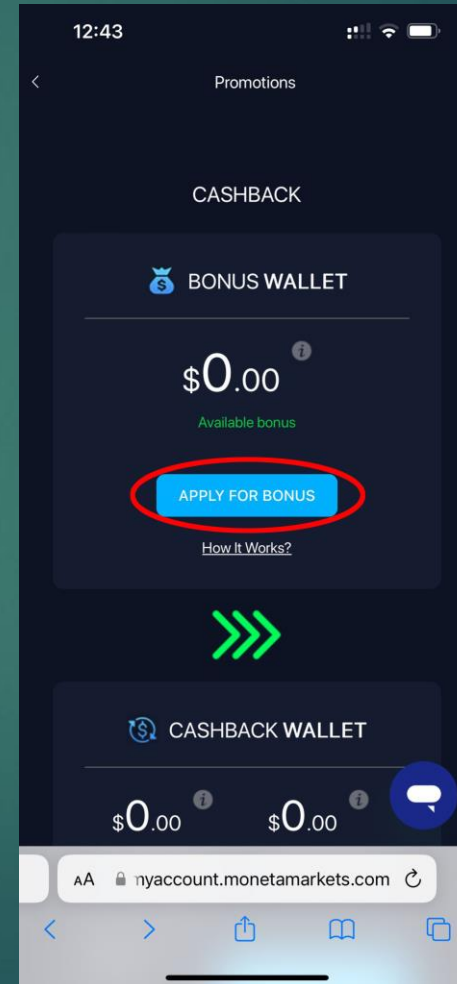
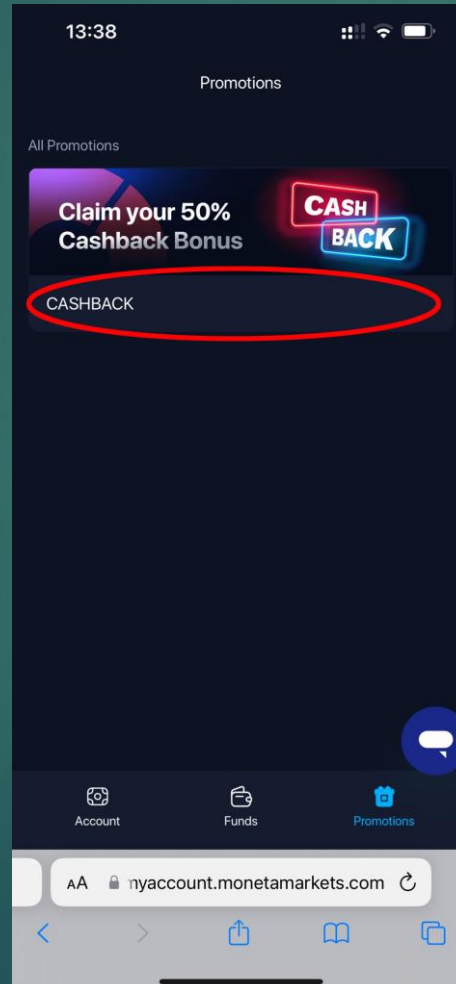
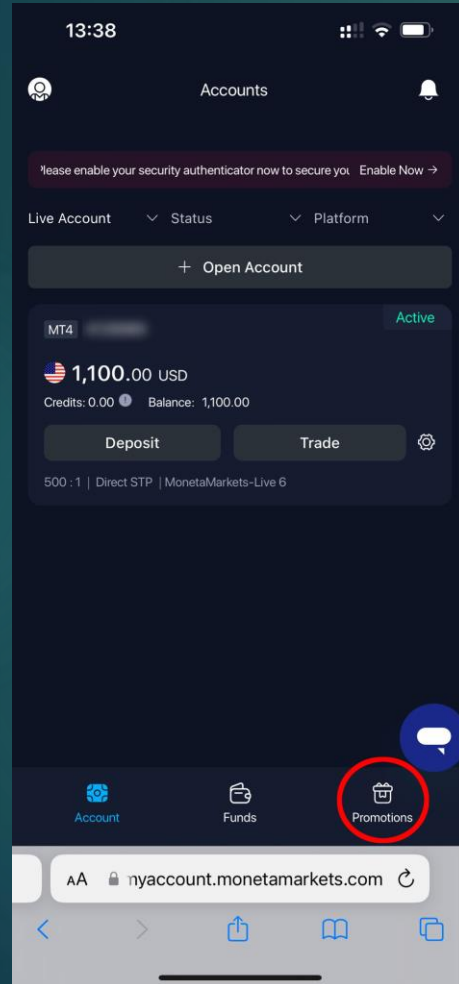


On your browser go the website and login:
www.monetamarkets.com

Click on: CASHBACK

Click on: APPLY FOR BONUS

Select "Promotions"

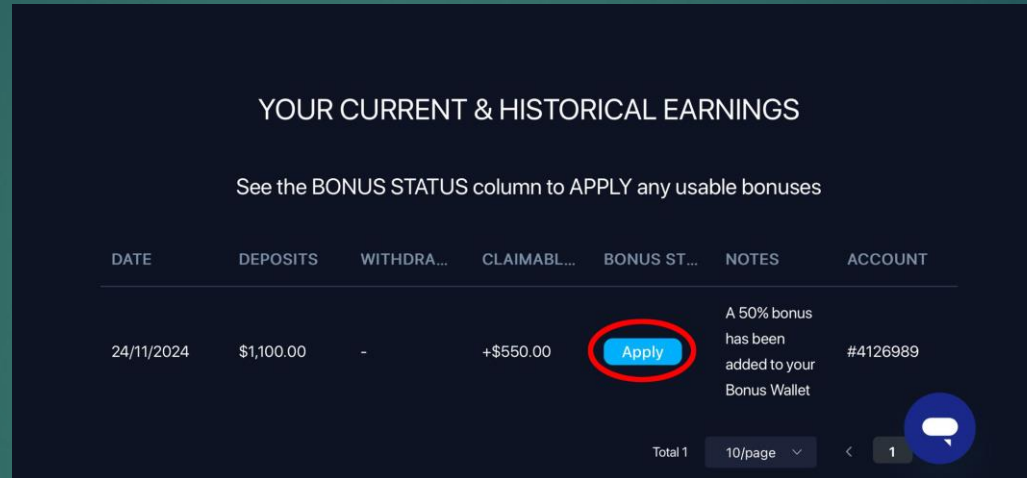
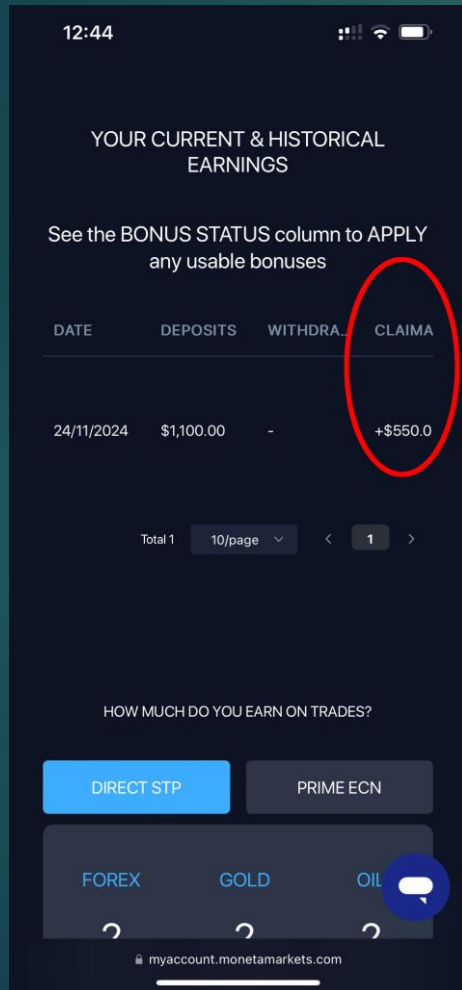


Step 4A: Activate Your Cashback

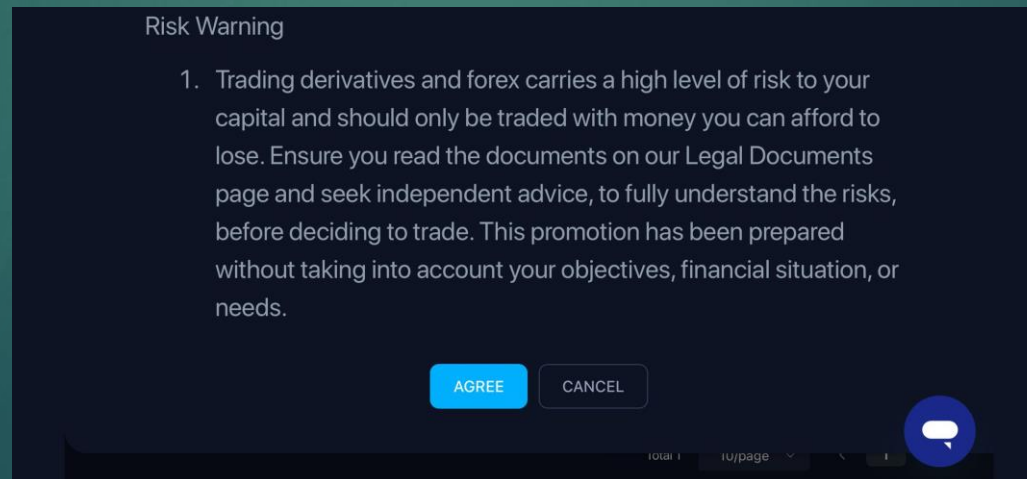


Your Cash Back bonus option is visible.

Click on the "Apply" to activate your bonus. PUT YOUR MOBILE IN LANDSCAPE MODUS IF YOU DO NOT SEE THE APPLY BUTTON



Click on "AGREE"



Step 4B: Cashback How It Works



HOW IT WORKS:

Whenever you fund your live account with \$500 or more, Moneta will give you a 50% Credits bonus, which appears in the Bonus Wallet on your Client Portal "Promotions - Cashback" page! Best of all, for every future deposit you make of \$500 or more, your bonus will automatically be credited to your Bonus Wallet, so you can keep earning more!

When Smartify Trading is trading for you in FX, Gold, or Oil, your bonus credits will automatically convert to real, tradable cash, which you can keep track of in your "Cashback Wallet"!

Claim your cashback. At the start of every new month, simply click "Redeem Cashback" on your "Cashback Wallet" and redeem the amount that is shown as "Cashback Redeemable".

You can payout this money or use it to increase your equity faster.

DATE	DEPOSITS	WITHDRA...	CLAIMABL...	BONUS ST...	NOTES	ACCOUNT
24/11/2024	\$1,100.00	-	+\$550.00	Credited	A 50% bonus has been added to your Bonus Wallet	#4126989

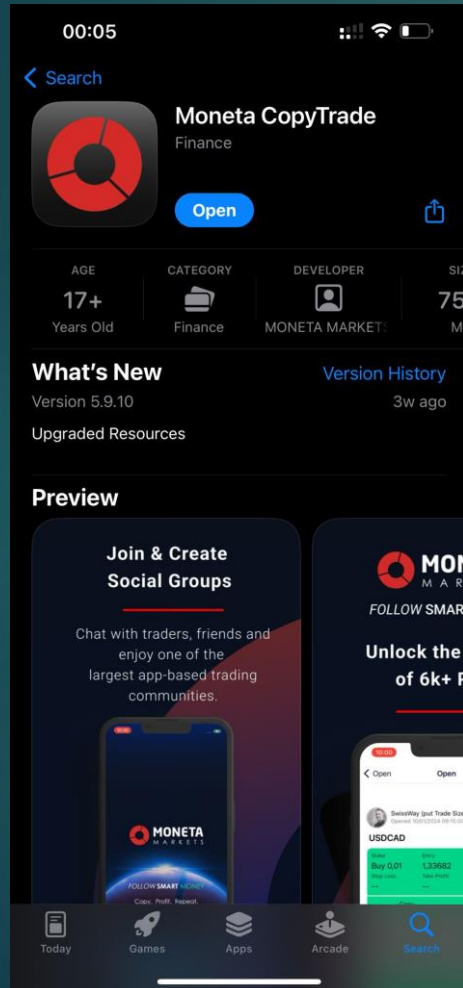
Your cash back bonus is active now.

Total 1 10/page < 1 >

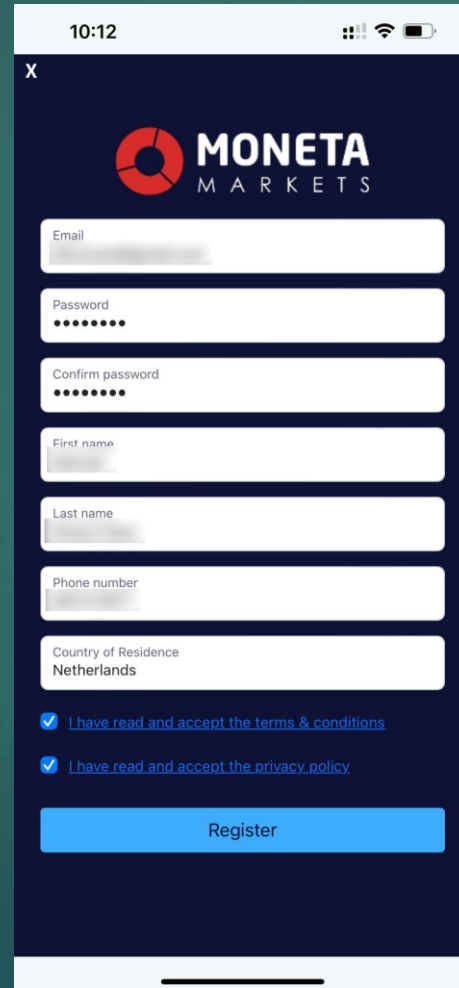
Step 5A: Install Copy Trade App




Go to the Play Store or App Store and install the "Moneta CopyTrade" app on your phone.




Register yourself again for the Copy Trading app. You can use the same email and password if you want.



You now need to link your trading app account to your copy trading app. Once all your verifications are done in your trading app. You will receive an email with your trading credentials.



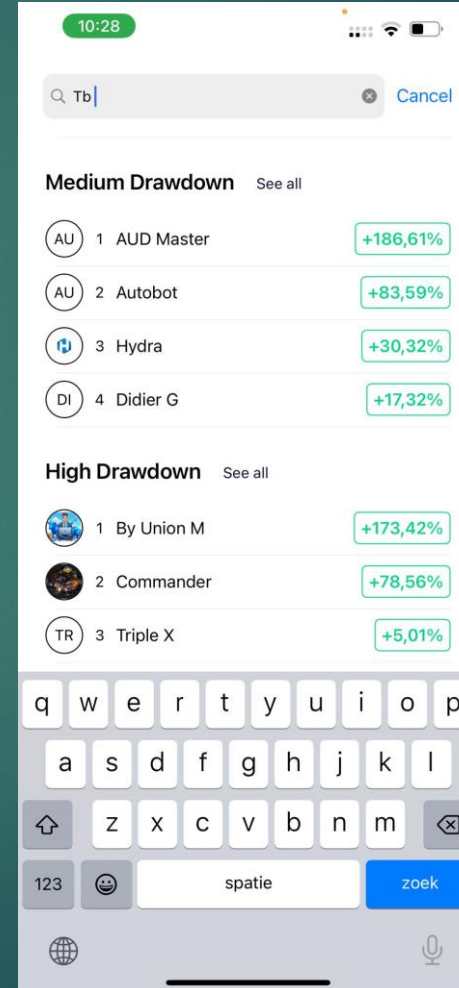
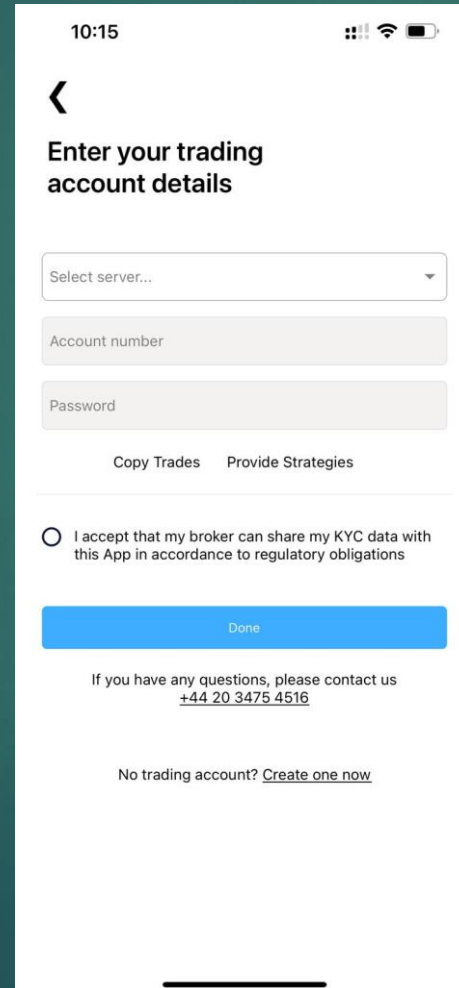
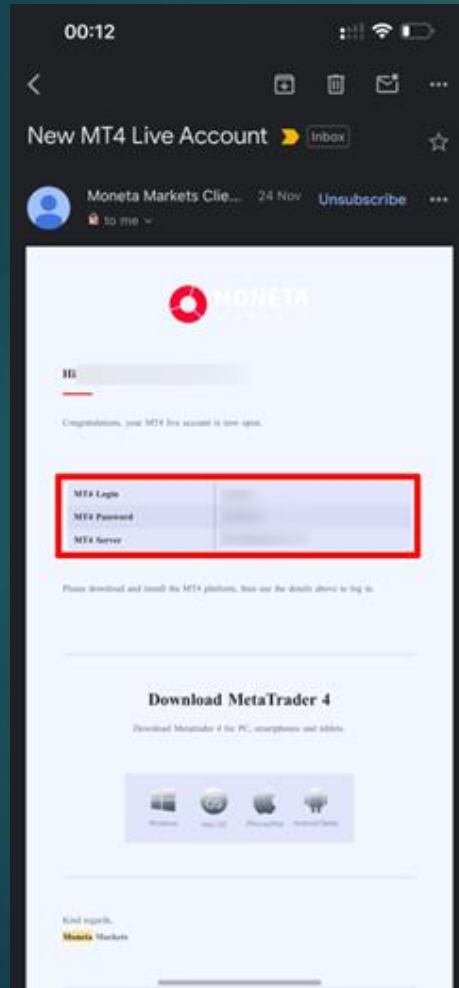
Step 5B: Link Your Copy Trade App



Check your email. The required info for your trading is in this email. Reminder: You only receive this after all verifications are done. So also, your POA verification.

Fill in your trading credentials to link your Copy Trading app. Select the option "Copy Trades".

You can now Search in the app. Search on: TB Master2025



Step 5C: Settings Copy Trade

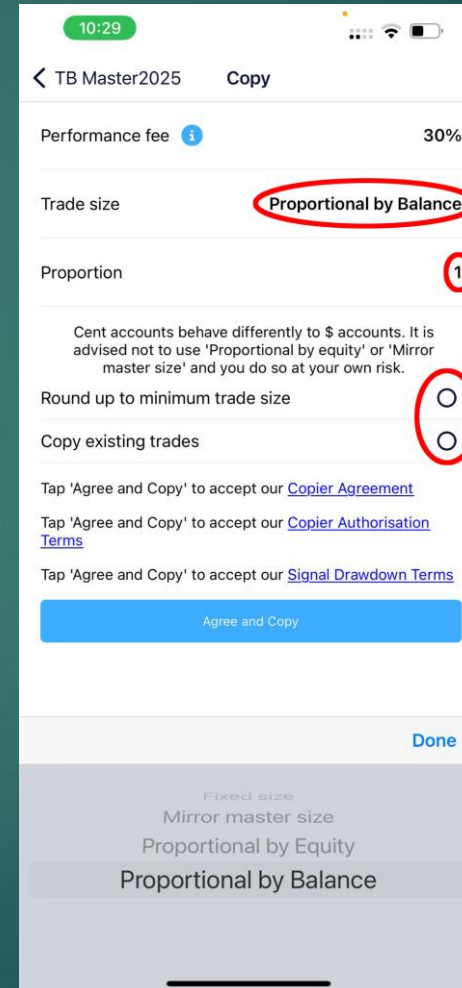
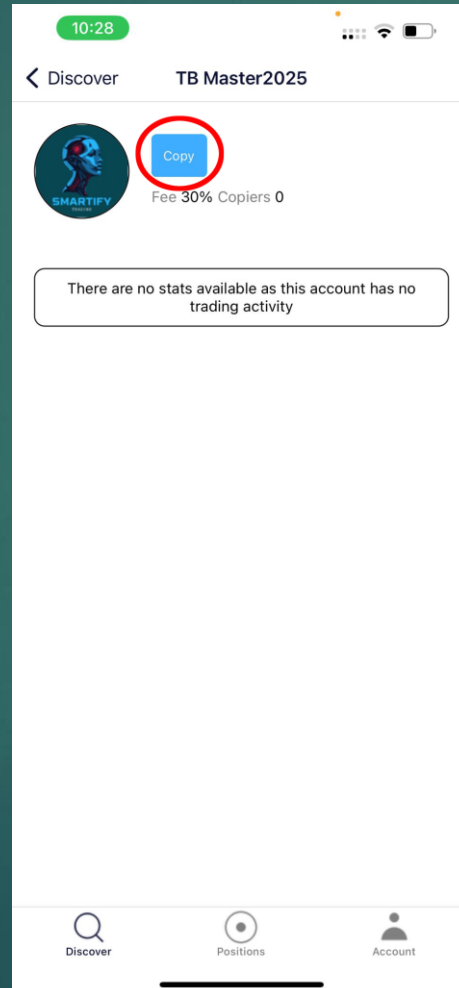
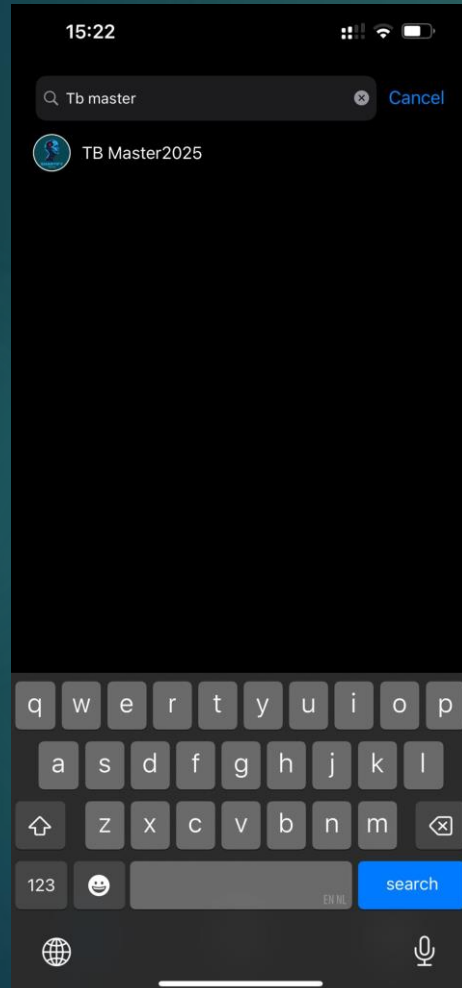


Select "TB Master2025"

"Click on "Copy"

Make sure you have the following settings:

- Trade size: Proportional Balance
- Proportion: 1
- No checkbox selections



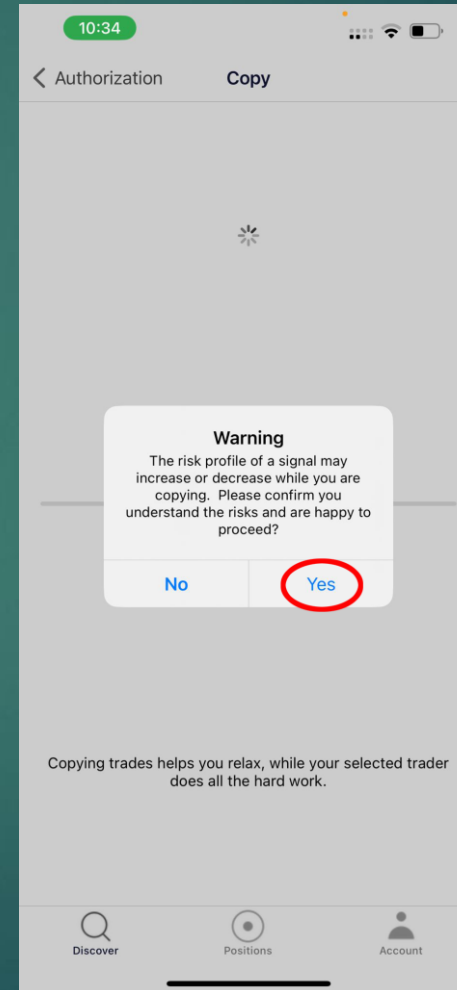
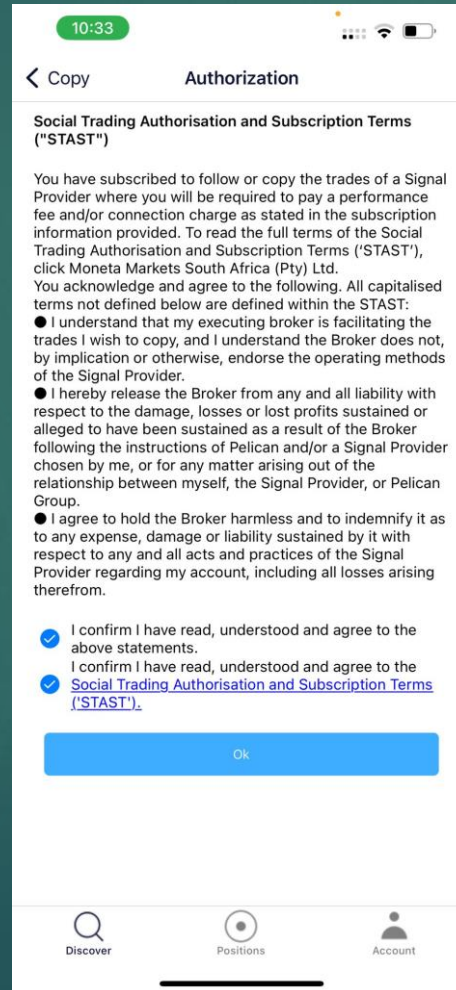
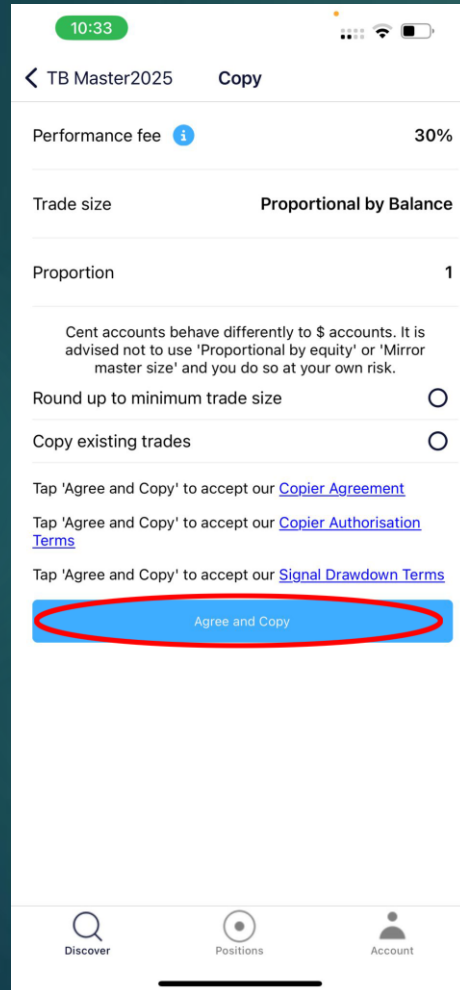
Step 5C: Legal Terms Copy Trade



After you have double checked all settings press: "Agree and Copy"

Press "OK"

Press: "Yes"

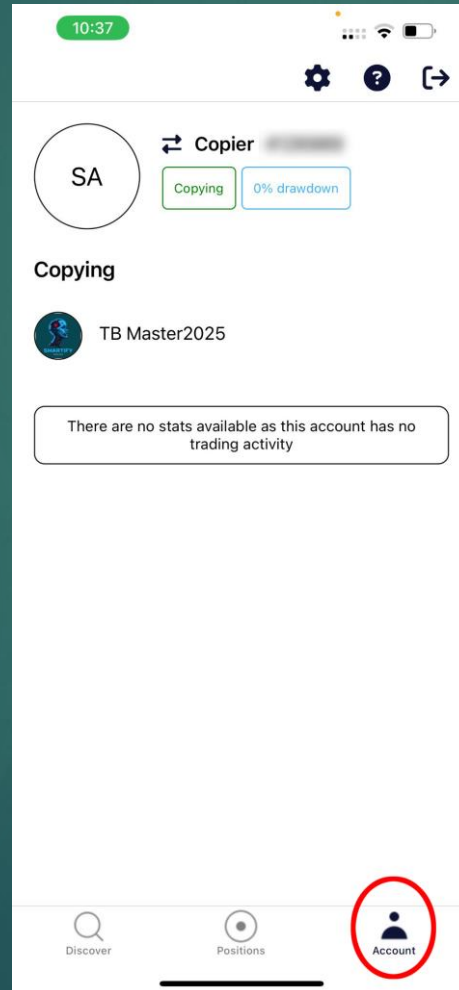
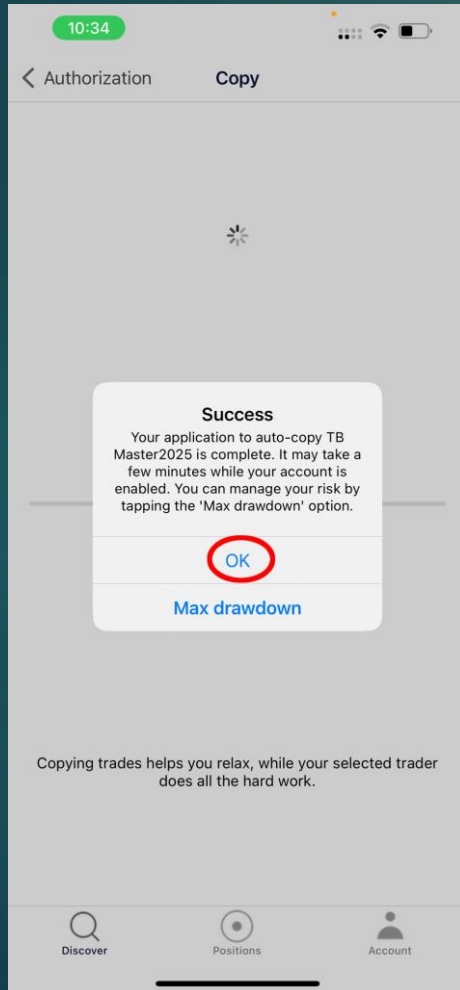


Step 5D: Copy Trade Application



Press: OK. It might take a while before "Smartify Trading" approves your request for Copy Trading.

After your request has been approved. You will see that you are copy trading in your Account section.



Frequently Asked Questions



Q: I do not see trades in my Copy Trading app yet.

A: We are only doing high quality trades to minimize risk. If you just started it can take some days before you see trades appearing.

In the weekend there are usually no new trades openend.

Q: I notice that some trades are in profit. Should I take any action

A: No, there's no need to intervene. The Smartify Trade solution automatically manages your trades, ensuring they are closed at the optimal profit by continuously evaluating the best closing strategy.

Q: I see a small amount of swap costs in the weekend. What is that?

A: Trades are done with leverage to maximize the profit that can be made. It's like a loan with interest to hold the position.

The swap fee is the interest you pay while the trade is still open in the weekend. The swap costs are marginal compared to the trade profits being made.

Frequently Asked Questions



Q: I do not have a credit card but want to start immediately.

A: If you do not have a credit card. Just download the WISE app. After registration you can choose for a digital Debit Card. This debit card you can fund through for instance IDEAL.

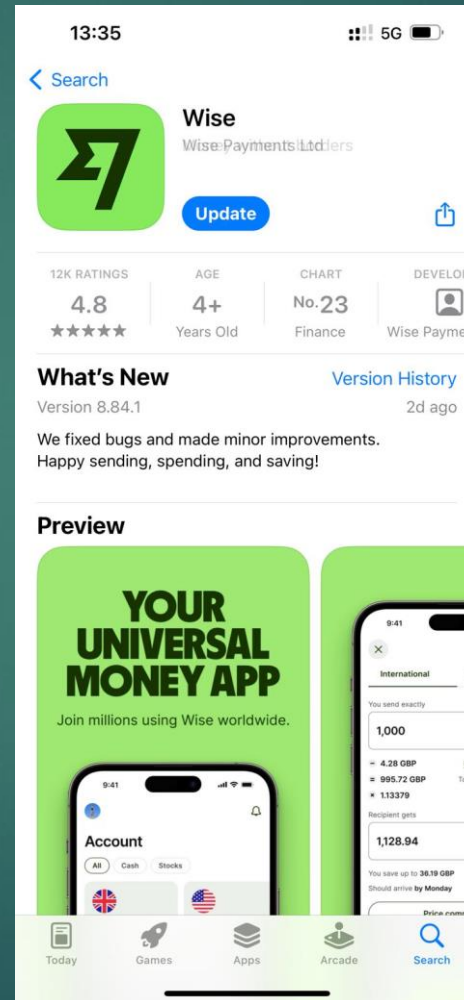
You can immediately use the debit card. Or even link this to your Apple or Google Pay.

Q: Is there a limit with Wise for IDEAL payments.

A: If you want your Wise digital credit card to be funded instant after making an IDEAL payment.

Do an IDEAL payment of maximum 3000 euro. These are instant. Payments more than 3000 euro take a working day.

You can always make several payments of 3000 and less for instant funding of your Wise.



TO REGISTER AT WISE, YOU NEED A PASSPORT OR ID CARD. (Driver's license is not accepted)

Thank you



- ▶ Thank you for joining the “SmartifyTrading” family



SMARTIFY
TRADING

www.smartifytrading.com